




Coastal Gardens

A planting guide for the south west capes coastal region
Augusta - Yallingup



Healthy & attractive urban landscapes

This guide provides simple yet inspiring garden advice for people living in the south west capes coastal region from Augusta to Yallingup. Water-wise local native plants are suggested as attractive replacements for introduced plants that are harmful to our local coastal landscapes.

- 1 Using this planting guide
- 2 Discovering local plants
- 4 Garden escapees
- 6 Bushfire prevention
- 8 Trees & tall shrubs
- 10 Medium shrubs
- 14 Ground covers, herbs & small shrubs
- 18 Grasses, sedges, tufties & bulbs
- 20 Climbers
- 22 Natural cottage garden design
- 24 Formal garden design
- 26 Japanese style garden design
- 28 Contemporary garden design
- 30 Growing local coastal plants
- 32 Sourcing local coastal plants
- 33 Useful resources

Using this planting guide

Getting started

Our gardens are challenged with long-hot-dry summers, drought, water restrictions, and a changing climate. As a coastal resident you may also have to tackle salt spray, sand blasting, sandy or saline soils.

However, there is good news! You *can* have a waterwise garden that copes with our tough climate without compromising on style, by using resilient, local native coastal plants.

This guide shows you how to utilise the fantastic variety of native plants available to make a stunning garden. Taking you through step by step, you will learn what plant works best for a given area or need, how to incorporate them in different landscaping styles, how to maintain them, and where to buy.

You will learn about plants to avoid which are known for becoming serious weeds in natural coastal environments. When buying future plants, you will be prepared to consider natives for the benefits they provide. You may also identify invasive plants growing in your garden and decide to replace them with recommended alternatives.

Using local native plants in your coastal garden benefits your wallet. Its an easy, rewarding way to look after our environment. We hope you enjoy discovering local coastal plants. Happy gardening!



Discovering local plants

What is a local plant?

Local plants are species that would naturally occur in your neighbourhood so they have evolved to suit local conditions. They are also called 'indigenous plants'.

Why use local plants?

Local plants have a huge range of benefits.

- Low maintenance.
- Drought tolerant.
- Require minimal watering = conserves our water supplies.
- Don't need fertilisers or pesticides.
- Provide habitat, food and shelter for local fauna such as birds, butterflies and small lizards.
- Save you money and time.
- Adaptable for various landscaping styles, producing striking results.
- Native plants flower at different times of the year so you can have a flowering garden all year round.

Local plants are a great option for residents of coastal areas. They have adapted to survive the harsh conditions of sand and salt blasting, prolonged sun exposure, nutrient-deprived soils, and limited water availability. They are the best plants for your neighbourhood and the environment.

Request 'local provenance' plants from your native nursery where possible. Local provenance plants are grown from seed that is collected from healthy plants growing near the planting site in similar environmental situations.

Using plants of local provenance is important because local plants are genetically adapted to local conditions. Provenance plants decrease the risk of disrupting the local flora gene pool.

How to use local plants

Local plants can be incorporated into your garden the same way as exotic plants. They are suited to all landscaping styles, from formal to Japanese, contemporary to natural cottage, to courtyards and pots.

As you will discover throughout this guide, there is a local coastal plant for most garden situations. Plants featured include striking ground-covers, low shrubs, structured sedges and grasses, flowering creepers and trailers, bird-attracting shrubs and screening trees.

This guide also shows you which local species to use for particular effects, and makes friendlier recommendations for replacing plants known to become invasive coastal weeds.

Information on caring for local plants is provided on pages 30-31.



Garden escapees

Are you harbouring known villains?



How do garden plants become coastal invaders?

Weeds are plants growing where they aren't wanted, and they aren't just sour sobs and thistles! Some plants, even those deemed 'beautiful', escape from gardens and become serious environmental weeds which pose a major threat to the health and value of our natural environments.

Environmental weeds are trouble!

- They threaten our local native plants and environment.
- Can reduce habitat, shelter and food for native fauna.
- Can alter soil conditions.
- Clog up waterways and effect water quality.
- Harbour pest animals such as foxes, feral cats and rats which prey on native wildlife.
- Can alter coastal dune shape.
- Garden escapees are very costly to control and take resources away from other important issues.

Plants that cause problems often originate from regions with similar climates, such as the Mediterranean and South Africa. Thriving in similar conditions, they out-compete local natives as they don't have the pests and diseases that controlled them in their original environment.

You might not realise you're harbouring garden escapees, or might not know they 'jump the fence' to become problems. Garden plants can escape into natural environments naturally, accidentally and deliberately:

- Seeds can be spread by birds and other animals, wind, water (including stormwater) or humans (on clothing, shoes etc).
- Dumped garden waste containing seeds or plant cuttings can grow even several months later.
- Sometimes people deliberately plant garden plants in our natural coastal environments.
- Garden plants can grow through fences directly on the coast.

You can help!

Have a good look through this guide to check which common garden plants are nasties in the coastal environment. You might like to remove any you have and replace them with the indigenous plants suggested. Take this guide with you when you are making new plant purchases and don't buy plants which are known to be a problem.

Here are some other easy things you can do.

- Use local native species in your garden.
- Dispose of your garden waste responsibly.
- Check with your local council before you plant into natural coastal environments .
- Join a local Coastcare group to learn more about our coast and lend a hand! Call the South West Catchments Council on 9780 6193, or visit www.swccnrm.org.au for information on how to get involved.



Bushfire prevention

Protecting your home from a bushfire

The Fire and Emergency Services Authority of Western Australia (FESA) recommends that choosing the appropriate plants, applying the appropriate separation distances between plants and the building, and maintaining the plants are all key components in achieving a garden that will assist in the resilience of the home when under a bushfire attack.

By not having clumps of plants, but rather individual plants separated the appropriate distance from the building will increase the resilience of the building to the fire. And by closing off gaps into your home and having wire in the insect screens will also reduce the potential bushfire impact onto the home.

This can be achieved by:

- All shrubs need to be a distance of three times their mature height away from the building.
- For all plants, maintain a minimum spacing of one metre from the building.
- Maintaining a minimum two metre gap between trees and the building, and have no trees overhanging the house.
- Keeping the grass short and pruning the scrub so that it is not dense and does not have fine, dead aerated material in the crown of the scrub.
- Raking up leaf litter and twigs under trees, and removing trailing bark.
- Pruning lower tree branches, up to two metres off the ground, to stop a surface fire spreading to the canopy of the trees.
- Creating a mineral earth firebreak.
- Making sure there is a gap between shrubs and trees, and that they are not clumped together.
- Having paths adjacent to the building and driveway to maximise the protection to the house.
- Keeping firewood away from the building.
- Ensuring fences that are combustible will not burn down and break the integrity of the building by breaking windows.



- Keeping gutters free of leaves and other material that can burn.
- Locating LP gas cylinders on the side of the house furthest away from the likely direction of bushfires and ensuring that they will vent away from the building if it is subject to flame contact or radiant heat.
- Develop and maintain a Building Protection Zone, which is a low fuel area that ensures there will be no direct flame contact and minimal radiant heat on a building from a bushfire.

For more information on Building Protection Zones and planting for bushfire prevention, visit the FESA website www.fesa.wa.gov.au

Other FESA resources include:

- The home owners bushfire survival manual, FESA 2007
- Prepare Act Survive, FESA 2011
- Plant Guide within the Building Protection Zone for the Swan Coastal Plain of WA, FESA 2011














Also, contact your local government for information on local rules and regulations.



Trees & tall shrubs

DON'T PLANT a garden escapee!

















GROW ME instead

	<p>Eastern State Wattles E.g Sydney Golden Wattle <i>Acacia longifolia</i> (NSW, VIC, SA, QLD) Flowers: winter to spring Reproduces: seed pods spread by birds, water and ants</p>		 <p>Coastal Wattle, Red-eye Wattle <i>Acacia cyclops</i> Dense shrub to 4m. Yellow ball shaped flowers during spring and summer. Short lived but tough, neat and useful shrub that provides food and shelter for local birds and insects. Butterfly attractant, dune stabiliser.</p>
	<p>Eastern State Gum Trees E.g Spotted Gum <i>Corymbia maculata</i> (NSW, VIC, SA, QLD) Flowers: autumn to winter Reproduces: fine seed</p>		 <p>Peppermint <i>Agonis flexuosa var. flexuosa</i> Shrub or tree to 10m. Long lived. The local species grows in coastal areas, often as a wind pruned shrub. Beautiful and graceful plant, attractive to possums and many native insects. Accepts pruning, adaptable in gardens.</p>
	<p>Victorian Tea-tree, Coast Tea-tree <i>Leptospermum laevigatum</i> (East coast Australia & Tasmania) Flowers: August to November Reproduces: seed (woody capsule)</p>		<p>Chenille Honey Myrtle <i>Melaleuca huegelii</i> Small to tall shrub to 5m. Masses of beautiful white to pink flowers in summer attract butterflies, native bees and many other insects. Fine, bright green, conifer-like foliage, makes a fine hedge. Hardy, garden worthy and adaptable. Various cultivars available, including pink flowered, prostrate and dwarf. Does best in full sun.</p>
	<p>Bushy Yate, Bald Island Marlock <i>Eucalyptus conferruminata</i> (South Coast WA) Flowers: spring, summer Reproduces: seed</p>		 <p>Dungyn, Frog Hakea, Olive-leafed Hakea <i>Hakea oleifolia</i> Sturdy, erect large shrub or tree to 8m. Attractive olive leaf-like foliage, white flowers in spring and interesting, corky fruit. Smooth bark. Wind firm and adaptable. Good substitute for weedy olives.</p>
	<p>Bracelet Honey Myrtle <i>Melaleuca armillaris</i> (Eastern States) Flowers: white brushes in spring/summer Reproduces: fine seed</p>		<p>Local Eucalypts - Hamelin Bay Mallee <i>Eucalyptus calcicola</i> to 8m, dense, shrubby tree, attractive buds and nuts, smooth bark, white flowers; Marri <i>Corymbia calophylla</i> to 40m (shrubby by the coast), spectacular cream, rarely pink, flowers in summer; Jarra <i>Eucalyptus marginata</i> to 40m, (shrubby by the coast). All attract nectar feeding birds, mammals and native bees.</p>
	<p>Olive <i>Olea europaea</i> (Mediterranean) Flowers: spring Reproduces: dark purple fruit autumn-winter (seed)</p>		 <p>Bull Banksia <i>Banksia grandis</i> Large shrub or tree to 10m. Spectacular yellow flowers during spring and summer which attract birds, mammals and native bees. Large, attractive leaves, and huge cones provide food for cockatoos. Accepts shade.</p>

Medium Shrubs

DON'T PLANT a garden escapee!

GROW ME instead

	 <p>Mirror-bush <i>Coprosma repens</i> (New Zealand) Flowers: summer Reproduces: seed from fleshy orange/red berries</p>			<p>Lilac Hibiscus <i>Alyogyne huegelii</i> Shrub to 2.5m. Large bright green foliage and showy blue to purple flowers for most of the year. Popular garden shrub that benefits from pruning, hardy and adaptable, semi-shade or sun. Some beautiful cultivars available (seek <i>Alyogyne huegelii</i> cultivars), such as "West Coast Gem", but wild forms are excellent and graceful garden plants when available. Kangaroo resistant.</p>
	  <p>Myrtle-leaf Milkwort <i>Polygala myrtifolia</i> (South Africa) Flowers: spring Reproduces: long lived seed</p>			 <p>Coast Saltbush <i>Atriplex isatidea</i> Shrub to 2m high with silver-grey foliage. Suitable for the most exposed coastal position, lovely contrast in the garden when kept well pruned. Attracts butterflies.</p>
	 <p>Marguerite <i>Argyranthemum frutescens ssp. foeniculaceum</i> (Canary Islands) Flowers: spring Reproduces: seed</p>			<p>Winged Boronia, Coast Boronia <i>Boronia alata</i> Dense shrub to 3m, much less by the coast. Delightful bright green foliated shrub with perfumed foliage and beautiful starry pink or white flowers in spring. This shrub gives the coastal heath a characteristic scent. Hardy and reliable, will accept shade, where it will grow taller and more open. Not eaten by kangaroos.</p>
	  <p>Broom <i>Genista spp.</i> (Mediterranean) Flowers: Yellow pea flowers much of the year. Number of different species, all weeds. Reproduces: Fine, long lived seed germinates massively</p>			 <p>Southern Diplolaena <i>Diplolaena dampieri</i> Shrub to 2m, much less in exposed areas. Beautiful orange-red flowers in winter and spring, attract nectar feeding birds. Grey downy foliage, accepts some shade but does best in full sun. Not eaten by kangaroos.</p>
	 <p>Pride of Madeira <i>Echium candicans</i> (Mediterranean) Flowers: Showy blue-purple spires. Grey whorls of foliage. Reproduces: Seed, vegetatively</p>			<p>Chorilaena <i>Chorilaena quercifolia</i> Dense to open shrub to 5m, much less by the coast. Bright green, downy oak shaped foliage and white to green, rarely red, flowers that attract small honey eating birds such as spinebills. Beautiful and reliable shrub that grows in sun or shade, makes a lovely hedge. Foliage not eaten by kangaroos as it is very aromatic. Grows with the winged boronia as a low, compact shrub right on the coast, but also grows in forest.</p>

Medium Shrubs

GROW ME instead



Cutleaf Hibbertia *Hibbertia cuneiformis*

Shrub to 3m. Variable shape, from compact and erect to sprawling. Large, bright yellow flowers over a long period followed by very attractive orange fruits which provide food for numerous native animals. Hardy and adaptable, will accept most conditions in the garden.



Coastal Daisybush *Olearia axillaris*

Shrub to 3m. Woolly silvery-grey foliage, aromatic. White, daisy flowers occur along stems in summer and autumn. Benefits from pruning. Good screen, beautiful foliage contrast in the garden. Accepts some shade but best in full sun. Dwarf cultivars available.




Shining Fanflower *Scaevola nitida*

Erect shrub to 3 m high, much less in exposed areas. Beautiful, glowing blue-purple fan shaped flowers from spring to summer. Bright green, glossy foliage. Hardy and adaptable, will tolerate some shade. Flowers attract native bees and butterflies. Some lovely cultivars available.



Berry Saltbush *Rhagodia baccata*

Sprawling shrub with colourful fleshy foliage and deep-red berries that are eaten by birds and bobtail lizards. Attracts butterflies.



Cockies Tongues *Templetonia retusa*

Shrub to 3m, usually less. Spectacular brick red flowers (rarely yellow or cream) in winter to spring, which attract birds. Attractive foliage which makes a lovely contrast in the garden. Hardy and lime-tolerant.



Basket Flower *Adenanthos obovatus*

Erect shrub to 2m, usually less. Striking red-orange flowers from early winter-spring, green oval foliage. Excellent garden shrub, good cut flowers, attracts birds.



Thick Leaved Fan Flower *Scaevola crassifolia*

Erect shrub to 3 m high, much less in exposed areas. Beautiful, glowing blue-purple fan shaped flowers from spring to summer. Bright green, glossy foliage. Hardy and adaptable, will tolerate some shade. Flowers attract native bees and butterflies. Some lovely cultivars available.



Coastal Hop-bush *Dodonaea aptera*

Bushy shrub to 3 m, flowering in winter. Flowers followed by decorative fruit. Hardy.





















Blueberry Tree *Myoporum insulare*

Dense shrub to 3m, (rarely a tree to 5m). Thick narrow green leaves and white flowers for a long period from winter-summer, followed by fruit. Fast growing hardy windbreak and shelter.

Ground covers, herbs & small shrubs

DON'T PLANT a garden escapee!

GROW ME instead

	 <p>Aurora Daisy <i>Arctotis stoechadifolia</i> (South Africa) Flowers: various, spring to summer Reproduces: seed, vegetatively</p> 		<p>Tall Kangaroo Paw <i>Anigozanthos flavidus</i> Perennial with bright green strap like foliage and red to green flowers, to 2m. The local variant, "Margaret River Red", has red flowers and makes a reliable and desirable garden plant. Attracts nectar feeding birds.</p>
	  <p>Gazania <i>Gazania sp.</i> (South Africa) Flowers: various, most of year, mainly spring to autumn Reproduces: seed, vegetatively</p>		 <p>Cushion Bush <i>Leucophyta brownii</i> Compact, rounded shrub to 1m. Silver-grey foliage, pale yellow ball-shaped flowers in summer. Great structural form, colour contrast. Responds well to regular pruning. Contrast plant. Full-sun.</p>
 	<p>Lavender <i>Lavandula sp.</i> (Mediterranean) Flowers: purple, most of year Reproduces: seed, vegetatively</p>		<p>Barrier Saltbush <i>Enchylaena tomentosa</i> Low shrub to 1m. Leaves small, blue-green, fleshy. Yellow to red fleshy fruits produced through-out the year. Attracts native wildlife. Responds well to pruning (can prune seasonally if starts to dominate garden bed). Full-sun to semi-shade. Ripe fruits are edible. Will climb and ramble.</p>
	  <p>Veldt Daisy <i>Dimorpotheca ecklonii</i> (South Africa) Flowers: Purple or white with black centre Reproduces: seed, suckers</p>		 <p>Gooseberry-leaved Guinea Flower <i>Hibbertia grossulariifolia</i> Prostrate ground cover to 1.2m wide. Bright green, textural leaves and large, bright yellow flowers in spring-summer.. Does best in shade to semi-shade. Attracts butterflies.</p>
 	<p>Periwinkle <i>Vinca major</i> (Europe) Flowers: Blue Reproduces: vegetatively</p>		<p>Coastal Pigface <i>Carpobrotus virescens</i> Thick, fleshy ground cover. Green leaves triangular in cross-section, large bright pink flowers occur in spring. Attractive ground-cover, soil stabiliser. Suitable as trailing plant for pots or down walls. Ripe fruits are edible. Do not plant similar South African variety <i>Carpobrotus edulis</i>, recognisable by yellow flowers.</p>
	  <p>Nasturtiums <i>Tropaeolum spp.</i> (America) Flowers: Variously orange, red, yellow Reproduces: Seed, vegetatively</p>		


Ground covers, herbs & small shrubs

GROW ME instead



Purple Flag *Patersonia occidentalis*

Tufted perennial with showy purple flowers in spring, to 1m. Adaptable and hardy. Attracts native bees and hoverflies.



Tremandra, Karri Violet *Tremandra stelligera*

Shrub to 1m. Blue to purple flowers throughout the year, soft green, downy attractive foliage. Hardy and adaptable, suits most soils and shade levels.



Common Beaked Triggerplant *Styliidium adnatum*

Erect perennial shrub to 0.5m. Pale pink to white "trigger" flowers late spring to summer on showy stems with attractive fine foliage. Suits sandy soils, sun to shade. Prune after flowering. Attracts native bees.




Lemon Scented Darwinia *Darwinia citriodora*

Erect shrub to 1.5m. Small yellow-orange-red flowers winter to summer, attract small birds such as spinebills. Attractive symmetrical foliage, hardy and reliable. Sun to shade, most soils.




Pink Rice-Flower *Pimelea ferruginea*

Dense, dome shaped shrub to 1.5m. Attractive symmetrical bright green foliage and showy clusters of pale to deep pink flowers at ends of stems spring to summer. Hardy and reliable garden plant, suits exposed areas. Best in full sun. Prune after flowering.




Prickly Conostylis *Conostylis aculeata*

Small tufted perennial to 0.3m. Green toothed foliage and woolly yellow flowers spring to summer.



Coast Bonefruit *Threlkeldia diffusa*

Small shrub or groundcover to 20cm high, 1m wide. Small fleshy leaves, green with purple tinge. Soil stabiliser. Tolerates saline conditions, clay. Full-sun. Will climb and ramble.



Prostrate Woollybush *Adenanthos meisneri*

Small shrub or groundcover, woolly grey-green foliage and pink-purple flowers over a long period. Hardy and reliable. Attracts small birds.



Rock Thryptomene *Thryptomene saxicola*

Small spreading shrub to 1.5m. Fine green foliage and masses of white or pink flowers over a long period from autumn. Excellent cut flowers, fine reliable garden shrub.

Grasses, sedges, tufties & bulbs

DON'T PLANT a garden escapee!



Fountain Grass *Pennistenum setaceum*
(East Africa & Middle East)
Flowers: summer to autumn.
Reproduces: wind borne seed.



African Iris *Dietes spp.*
(South Africa)
Flowers: blue to white, spring-summer
Reproduces: Seed, germinates massively



Arum Lily *Zantedeschia aethiopica* - Declared Plant
(Africa)
Flowers: white, winter
Reproduces: Seed, rhizomes
Toxic, all parts. Illegal to sell and transport this plant.



Freesia, Ixia, Sparaxis, Lachenalia
(South Africa)
Flowers: various, spring-summer
Reproduces: seeds and corms in movement of soil




Agapanthus *Agapanthus praecox*
(South Africa)
Flowers: Purple, blue, spring-summer
Reproduces: seed, rhizomes



Wavy Gladiolus *Gladiolus undulatus*
(South Africa)
Flowers: white, late spring-summer
Reproduces: explosive spread of cormels via water, movement of soil

GROW ME instead




Blueberry Lily *Dianella revoluta* or *Dianella brevicaulis*
Tufted perennial to 1m. Blue to purple flowers spring- summer which attract the blue-banded bee, and fine strappy foliage, suits a wide range of conditions. Bright purple berries are a feature, and they attract seed eating birds.



Coast Sword-sedge *Lepidosperma gladiatum*
Sedge to 1m high with wide, flat leaves (like a gladiator's sword) Brown flower heads winter to summer. Plant in large or small clumps. Good accent plant, use in borders, foliage contrast. Good feature pot-plant. Sun or shade, tolerates dry.




Knotted Club-rush *Ficinia nodosa* (syn. *Isolepis nodosa*)
Attractive evergreen clumping plant to 1m high. Leaves dark-green, cylindrical & upright. Flower heads brown ball-shaped, occur all year. Versatile plant. Use as accent, group plantings, pot-plants, around ponds. Tolerates salt spray & wet zones. Attracts butterflies. Full-sun to semi-shade, dry or wet.



Velvet Rush *Meeboldina scariosa*
Perennial, spreading sedge to 1m. Separate male and female plants, flowers brown to rusty red. Male plants have beautiful velvety rust red flowerheads much sought for cut flowers. Hardy plant useful for winter wet areas, shallow ponds and excellent in pots.



Morning Iris *Orthrosanthus laxus*
Perennial grass-like herb to 0.5m. Blue flowers held above the foliage in spring, attract native bees. Does best in semi-shade, responds to pruning. Another local morning iris also available and excellent in the garden is *Orthrosanthus polystachyus*.




















Coast Tussock Grass *Poa poiformis*
Tussock grass growing to 0.75m. Thin blue-green leaves, brown-yellow flower heads. Tight foliage. Great in small or large group plantings, also rockeries, borders. Good table pot-plant. Shear back to rejuvenate. Full-sun.

Climbers

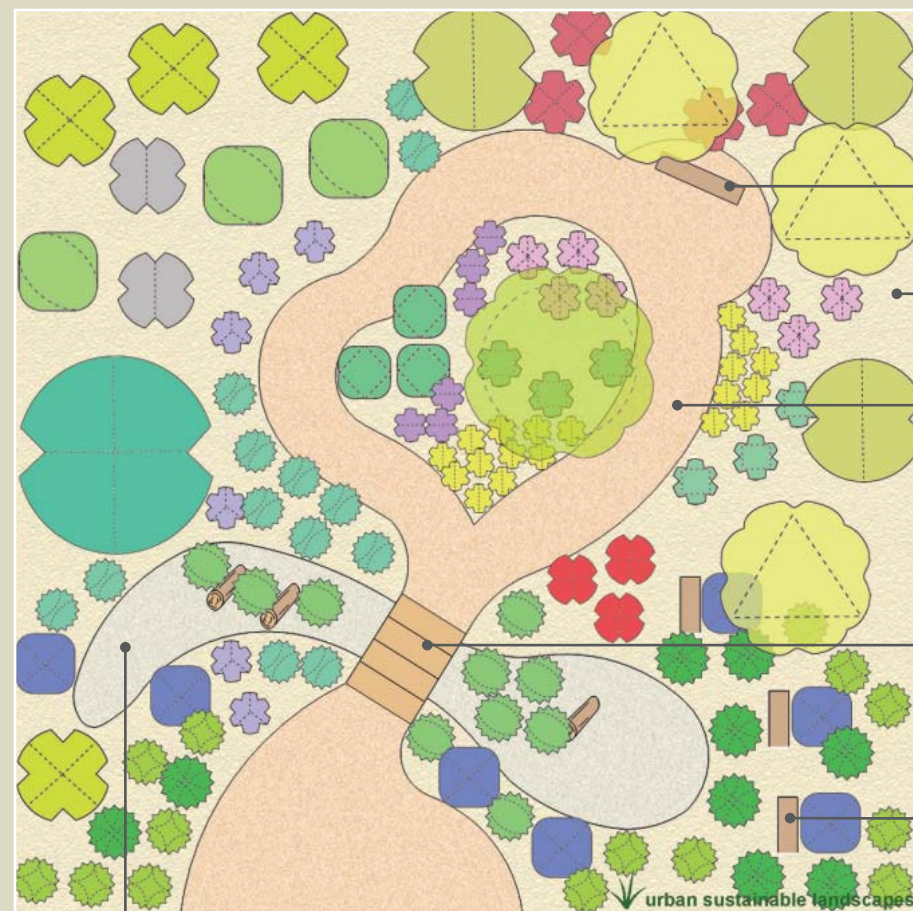
DON'T PLANT a garden escapee!

GROW ME instead

	<p>Honeysuckle <i>Lonicera japonica</i> (Asia) Flowers: Cream, white, spring-summer Reproduces: Fruit (seed), vegetatively. Massive climber which smothers and blankets vegetation</p> 		<p>Australian Bluebell <i>Billardiera fusiformis</i> (syn. <i>Sollya heterophylla</i>) Sturdy climber or twining shrub. Bright blue to pale blue, occasionally white or pink bell-like flowers much of the year. Excellent and manageable small climber, twiner and screen much loved by nesting small birds.</p>
	<p>Dolichos pea <i>Dipogon lignosus</i> (South Africa) Flowers: Purple, spring-summer Reproduces: Seed, rhizomes. Smothers other plants, can cover vast areas</p> 		<p>Common Clematis <i>Clematis pubescens</i> Delicate to robust climber or twiner. Creamy white star like flowers in winter-spring followed by beautiful, long lasting feathery seedheads on female plants. Spectacular contrast when grown with the native wisteria and/or coral vine. Easily grown from very fresh seed.</p>
	<p>Morning Glory, Dunny Creeper <i>Ipomea indica</i> (Asia) Flowers: Purple, pink Reproduces: seed, vegetatively Vigorous and destructive climber</p> 		<p>Native Wisteria <i>Hardenbergia comptoniana</i> Twining shrub to vigorous climber. Showy pendulous clusters of purple pea flowers in winter-spring. Hardy and adaptable to sun or shade, best pruned after flowering to keep from becoming woody.</p> <p>Berry Saltbush <i>Rhagodia baccata</i> Will climb. See medium shrubs page 12.</p>
	<p>Ivy <i>Hedera spp.</i> (Europe) Flowers: Greenish-white Reproduces: Fleshy fruit (seed), vegetatively All parts toxic. Self clinging via adapted roots ('suckers'), will kill other plants that it smothers</p> 		<p>Coral Vine <i>Kennedia coccinea</i> Short-lived small climber, clover like foliage and spectacular bright orange to red flowers in spring.</p> 
			

Natural cottage garden design

A natural cottage garden is easy to achieve with local coastal plants as many species flower in winter, providing a colourful garden year-round. These gardens are relaxed and flowing, and are a wonderful place for local wildlife. To achieve a natural cottage garden, mimic the flow and mix of plant species in natural coastal areas. Allow plants to cascade over paths and lace through one another. Utilise weaving paths and rustic furniture. Add bird-baths, hollow logs, and nesting boxes to attract and support local wildlife.



Swale with 14mm quartzite gravel and habitat logs

0 1 2 3 4 5 m

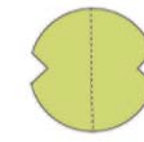
Trees & tall shrubs



Peppermint



Bull Banksia



Chenille Honey Myrtle

Medium Shrubs



Lilac Hibiscus



Shining Fan Flower

Ground covers, herbs & small shrubs



Cushion Bush



Pink Rice Flower



Common Beaked Triggerplant

Purple Flag



Coastal Pigface



Tremandra



Gooseberry-leaved Guinea Flower



Tall Kangaroo Paw



Lemon scented Darwinia

Grasses & sedges



Coast Tussock Grass



Blueberry Lily



Coast Sword Sedge



Knotted Club Rush



Morning Iris

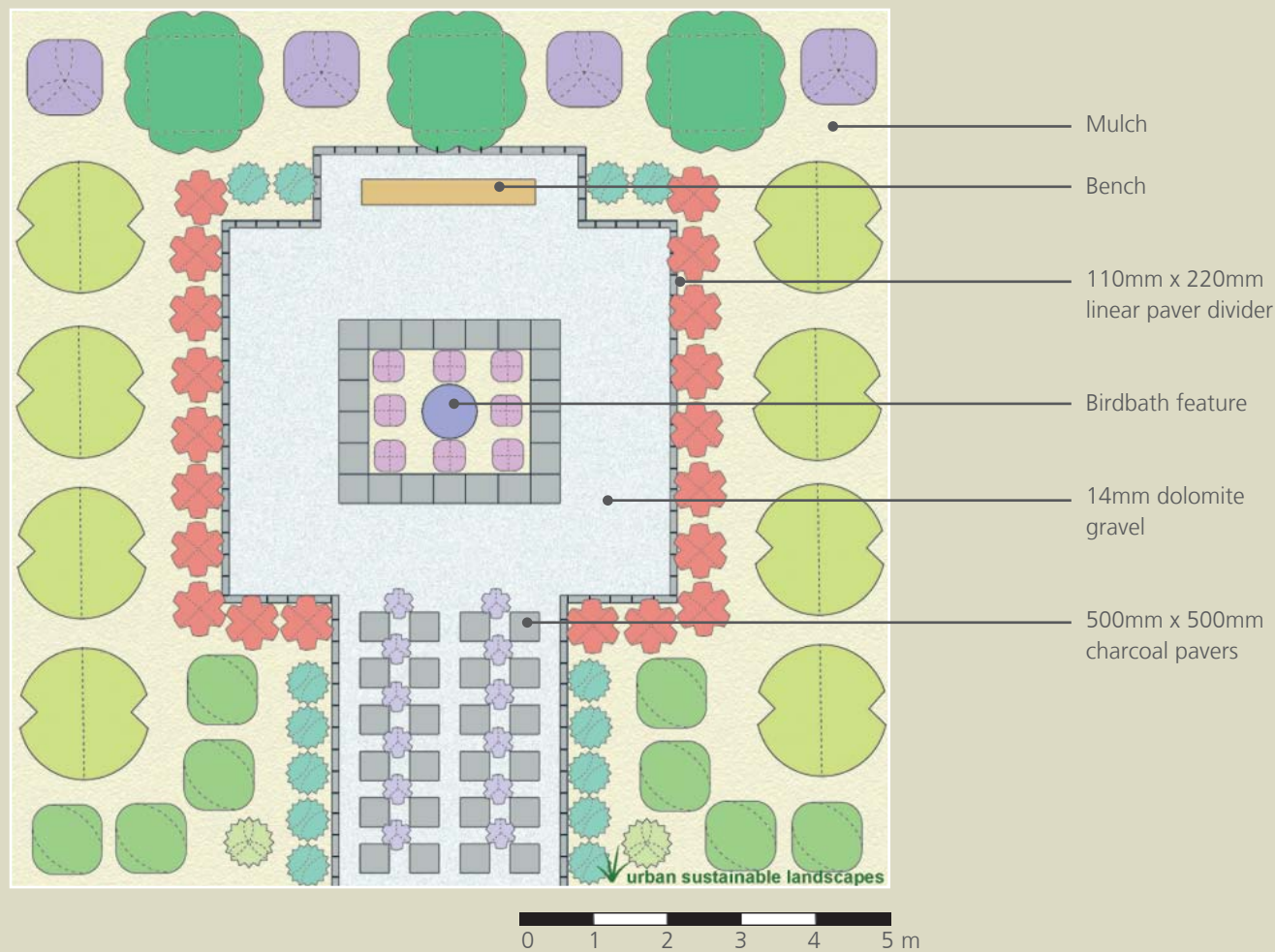
Climbers



Australian Bluebells

Formal garden design

A number of local coastal plants can be grown into clipped hedges or shapes to form the basis of the formal garden. Sedges and grasses can be used in mass plantings and accent borders. Use local climbers or trailing plants in a feature urn, terrace or retaining wall. To achieve a formal garden style, emphasise symmetry and borders and use gravel or sustainable pebbles to create and highlight landscaping features.

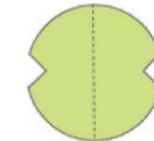


Trees & tall shrubs



Chenille Honey Myrtle

Medium Shrubs



Chorilaena

Ground covers, herbs & small shrubs



Lemon-scented Darwinia



Purple Flag



Prink Rice Flower



Cushion Bush



Coastal Pigface

Grasses & sedges & bulbs



Coast Sword Sedge

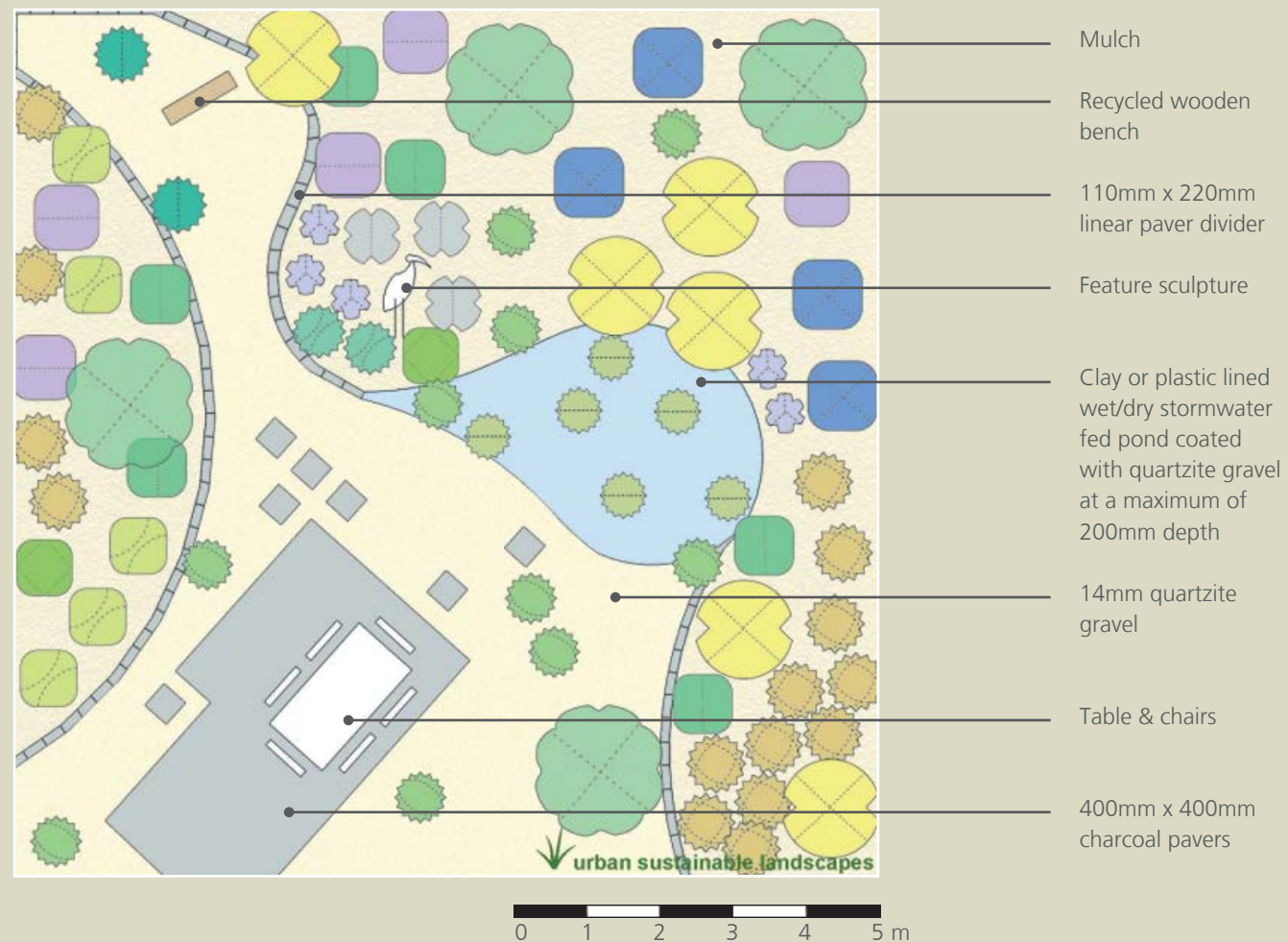


Blueberry Lily

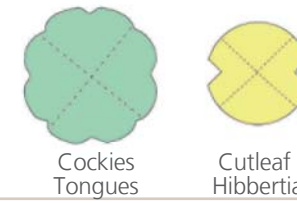


Japanese style garden design

Local coastal plants are well suited to the minimalist style and reflective feeling of Japanese gardens. Aim to create a garden that mimics the natural balance and flow of nature. Clumps of local grasses can be used to compliment raked gravel areas. Incorporate natural elements such as plants with graceful habit, water features, stepping stones and gravel areas to achieve your Japanese-style garden.



Trees & tall shrubs



Ground covers, herbs & small shrubs



Grasses, sedges & bulbs

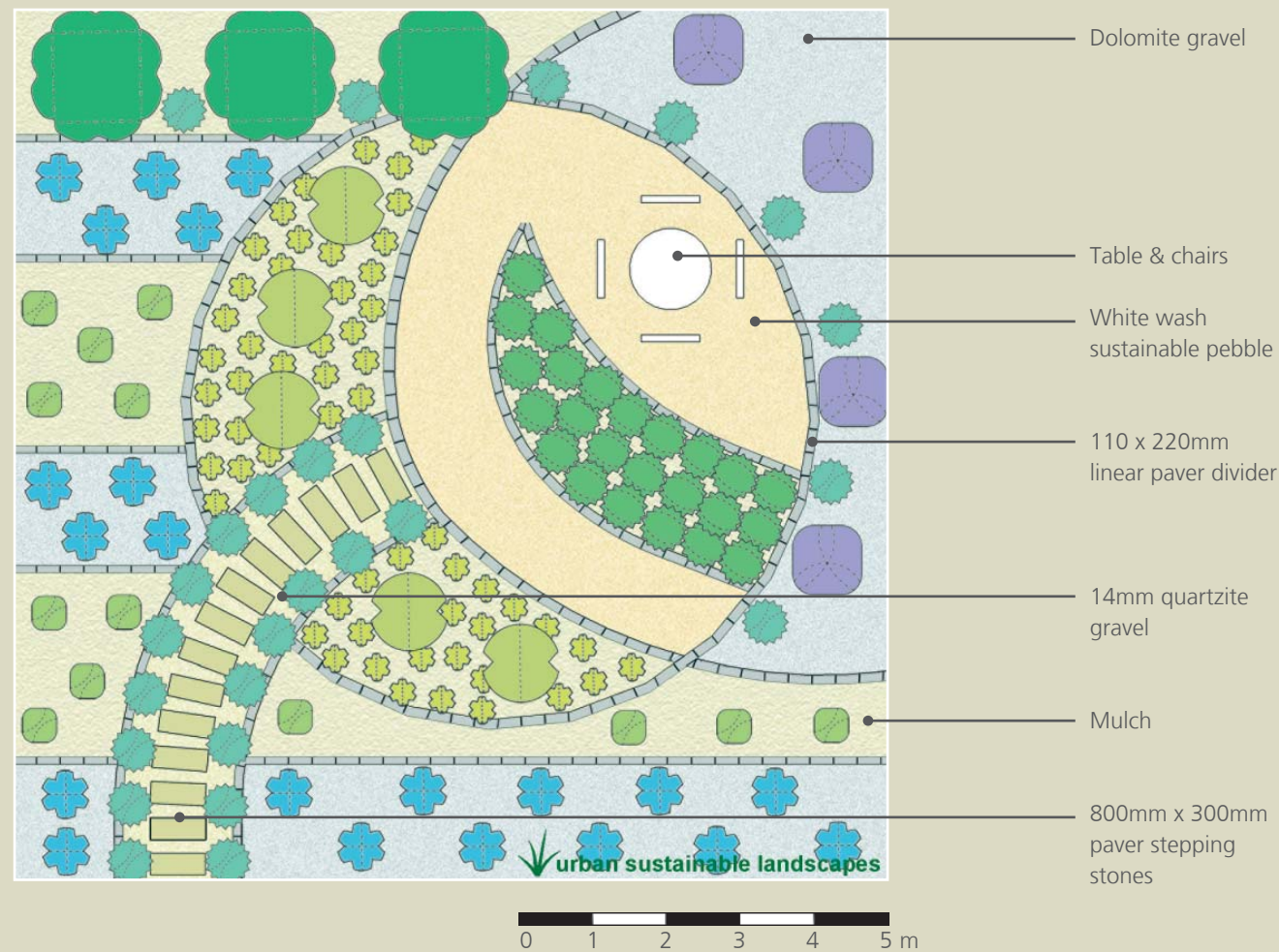


Climbers



Contemporary garden design

Contemporary gardens feature bold modern designs, with an emphasis on contrasts of colour, texture and form. Many local coastal plants offer excellent colour and texture for these bold designs. To develop your own contemporary garden, create interesting garden bed shapes using a mix of plants and landscaping materials that provide strong contrasts. A simple outdoor setting suits the contemporary garden design.



Trees & tall shrubs



Dungyn

Medium Shrubs



Coastal Daisy Bush



Cut Leaf Hibbertia

Ground covers, herbs & small shrubs



Purple Flag



Ruby Saltbush



Pink Rice Flower

Grasses & sedges



Blueberry Lily



Knotted Club Rush



Growing local coastal plants

When to plant

Planting is best done in the cooler months through autumn and winter. The ideal time is after the autumn opening rains when the soil is moist, and plants have ample time to establish roots before the warm weather kicks in.

Watering

Water-in your new plants. Over the first summer they may need an occasional deep watering, but no more than once a week. After their first summer, they should cope on rainfall alone. Prior to severe heat waves, give your plants a thorough watering, so water penetrates deep into the soil.

Your aim is to establish strong, deep root systems which are water-efficient and drought tolerant. Over-watering leaches nutrients from the soil and creates excessive growth, less flowering and shorter-lived plants.

Be mindful of current water restrictions and the prescribed watering days allocated to your street or lot number.

Mulch & gravels

A layer of mulch added to your garden can reduce evaporative water loss by more than 70%!¹ Organic mulch keeps soil temperatures down, which benefits root density, suppresses weed growth, and helps to promote good soil structure and productivity.

Apply 5–10 cm of mulch or gravel, creating a bowl shape around the plant to help retain water. To avoid plant disease, keep mulch away from plant stems.

Phytophthora dieback

The introduced plant disease Phytophthora cinnamomi has devastating effects on our native plants, including banksias. You can help reduce the spread and impact of phytophthora dieback into your garden by asking for dieback-free materials including soil, gravel, potting mix, mulch and plants. And of course, don't spread dieback into the bush!²

¹SA Department for Environment & Heritage – www.backyards4wildlife.com.au

²South Coast NRM Coastal garden Guide- Albany, Denmark and Walpole

Fertilising

Fertilisers aren't usually needed with local native plants. If you decide to fertilise, seek advice from your local nursery, as products with high levels of phosphorus can harm some local native plants. You'll want to avoid rapid growth that makes your local plants leggy, weak and short-lived.

Maintaining your local plants

Pruning is beneficial for many local plants. Most species will appreciate a light trim to keep their shape, promote new growth and encourage flowering. Pruning is best done after flowering, usually late spring or early summer. Young plants can be pruned lightly and regularly. Older plants can be refreshed with a more extensive prune after flowering. Replace old plants that die or become straggly.

Potted local plants need a little more care than those planted out in gardens. Water your pot plants more regularly in summer, and apply a low-phosphorus fertiliser in spring and summer (check with your local nursery which product is best). Don't over-apply fertiliser as it can harm local native plants. Some plants may need re-potting in the future.

Sustainable landscaping

You can help the environment by using sustainable and locally sourced materials, and avoid materials taken from natural ecosystems, such as moss rocks, river stones, fallen logs and red gum mulch.

More information

More information on native gardens can be found from the Botanic Gardens and Parks Authority, www.bgpa.wa.gov.au or from the WA Wildflower Society [www.http://members.ozemail.com.au/~wildflowers/](http://members.ozemail.com.au/~wildflowers/)

For further information on building frog-friendly gardens visit <http://frogwatch.museum.wa.gov.au/>



Sourcing local coastal plants

Unfortunately, not all nurseries around the capes region stock local coastal plants. Contact your local council's environmental officer, local coastcare or catchment group or contact the South West Catchments Council on 9780 6193.

Ask your local plant nursery for plants that are of 'local provenance' meaning plants grown from seeds or cuttings collected from your local area, catchment or neighbourhood. These plants have adapted to local conditions, so are the best plants for your garden.

You can often place orders in advance with local nurseries in late spring – early summer to collect for late autumn planting. Advance orders are recommended if you want larger quantities of plants, or don't want to substitute if species aren't available. Many growers are also able to supply plants for commercial orders such as councils, schools, other nurseries, industries and landscapers. Please note: Some plants may not suit all conditions, locations and soil types. Discuss your garden design and species list with your local native nursery.

Local Native Nurseries

- The Tube Nursery - Blond St, Cowaramup
Ph: 9755 5509, tube_nsy@bigpond.net.au
- Geographe Community Landcare Nursery
366 Elizabeth Ave, Busselton
Ph: 0429 644 885, gcln@westnet.com.au



Useful resources

These resources are complementary to this guide. From picturesque images of our local coastline, to more in depth gardening resource material, they may provide further inspiration and information. Happy planting!

Internet

- South West Catchments Council www.swccnrm.org.au
- Cape to Cape Catchments Group www.capetocape.org.au
- Department of Environment and Conservation's Flora base <http://florabase.dec.wa.gov.au/>
- Wildflower Society of Western Australia <http://members.ozemail.com.au/~wildflowers/>
- Sustainable Gardening Australia www.sgaonline.org.au
- Water Corporation www.watercorporation.com.au
- Geographe Community Landcare Nursery <http://geographelandcarenursery.mysouthwest.com.au/>

Books

- Coastal Plants: Perth And The South-West Coast Region – Elizabeth Rippley and Barbara Rowland, 2004
- Western Weeds: A Guide to Weeds of Western Australia, 2nd ed - Hussey et al. 2007
- Coastal Plants, a guide to the identification and restoration of plants of the Perth region – Kingsley Dixon, 2011.
- Find that flower, a colour guide to the wildflowers of the cape to cape track and Leeuwin- Naturaliste National Park - Jane Scott, 2009.
- Field Guide to the Wildflowers of Australia's South West, Augusta – Margaret River Region 2nd ed- Jane Scott & Patricia Negus, 2002.
- Bushland Weeds, A practical Guide to their management - Brown, K and Brooks, K. Woody Weeds of the Cape Naturaliste to Cape Leeuwin Region – CCG 2009

Acknowledgements

Text: Claire Lock, Rural Solutions SA. South West Catchments Council gratefully acknowledge the Adelaide and Mount Lofty Ranges Natural Resources Management Board for allowing their Coastal Gardens Planting Guide to be adapted for the capes area of the South West Region. We also acknowledge and thank the following people who donated their images for this guide:

Mike Bayly, Jackie Miles, Cathy Willis, Ian Hackett, Forest and Kim Starr, Greg Hoskins, Barbara Harley, Adrienne Markey, Bill James, Jeremy Akerman, Jenny Stevens, Janet Dufall, Capes Catchments Group, Margaret Moir, Richard Clarke, Blair Darvill, Deb Rooks. This book would not have been possible without the information and advice provided by Margaret Moir and assistance from Jeremy Akerman, Richard Clark, Deb Rooks, Jen Stevens, Janet Dufall, John McKinney, Hayley Rolfe, Ralph Smith and Bill James. Thanks also to South Coast NRM, WA Wildflower Society and Greenskills for sourcing text in their Albany- Walpole Coastal Gardens Guide.

This book has been produced by Blair Darvill (SWCC) and Lauren Lane (SWCC), through funding from the Australian Government's Caring for our Country and Government of Western Australia. Financial contributions were also gratefully received from the Water Corporation and the South West Regional Landcare Facilitators' Program.



Regional Landcare Facilitator

Hosted by South West Catchments Council for the South West region



Government of South Australia

Adelaide and Mount Lofty Ranges Natural Resources Management Board

Yallingup

Gracetown

Prevelly Gnarabup

Augusta

South West Catchments Council
 PO Box 5066
 Bunbury, WA 6230
 Phone 08 9780 6193
www.swccnrm.org.au

Printed on 100% recycled Australian-made paper

The advice contained in this publication is intended as a source of information only. While all due care has been taken in compiling this information, contributors to this publication do not guarantee that the publication is without flaw and therefore disclaim all liability for any errors or omissions, loss, damage or consequence which may arise from any information given in this publication.